










## 2. Cooperation Step by Step

### Start

10 days before the biopsy		(1) send a CLINICIAN REFERRAL - TEST ORDER FORM to: <b>pgd@invicta.pl</b> (2) you will receive an e-mail with your order summary and the waybill for the return shipping of your samples.	<input type="checkbox"/> <input type="checkbox"/>
1-2 days later ...		you will receive an INVICTA Collection Kit	<input type="checkbox"/>
2 days before the scheduled biopsy ...		inform INVICTA by e-mail (pgd@invicta.pl) about the procedure and order a local DHL courier for the right day.	<input type="checkbox"/>
1 day before the scheduled biopsy		place the INVICTA cooling inserts into a freezer (freeze them at -20 degrees Celsius).	<input type="checkbox"/>
On the day of the biopsy ...		(1) during treatment, follow the instructions on material collection included in the collection kit. (2) complete the biopsy report legibly, scan it and return to <b>pgd@invicta.pl</b> (3) pack the samples in accordance with INVICTA guidelines. Place a copy of the biopsy report as well as the original clinician referral in the box. This will help properly identify the material.	<input type="checkbox"/> <input type="checkbox"/> <input type="checkbox"/>
At least 20 minutes before the courier arrives ...		freeze the samples at -20 degrees Celsius.	<input type="checkbox"/>
When the Courier arrives ...		print the waybill sent by INVICTA and give it to the courier along with the package.	<input type="checkbox"/>
After 1-2 days ...		your samples will have been delivered to the INVICTA Genetic Laboratory.	<input type="checkbox"/>
Up to 2 weeks later ...		you will be emailed a full analysis report and TEST RESULTS.	<input type="checkbox"/>

### Conclusion