

Important notes on sample collection

Do NOT eat, drink, smoke, or chew gum for 30 minutes before collecting your saliva sample. Do NOT remove the plastic film from the funnel lid. Be careful not to exceed the upper line while collecting saliva (see Fig.1)

Intended use

Saliva sample collection kit for human DNA diagnostics.

Contents

The kit contains preservative fluid.

WARNING

If accidental skin or eye contact with the preservative fluid occurs wash immediately the exposed area with water. Don't swallow. Contains small part which can cause choking.

Storage

15°C / 30°C

Kit description

PREDISPOSITIONS Collection Kit is a kit containing materials and instructions for self-collection and stabilisation of saliva samples.

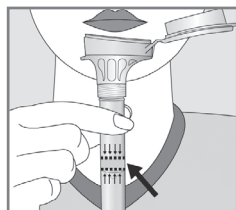
Made in Canada
DNA Genotek Inc.
Ottawa, ON, Canada K2K 1L1

INSTRUCTIONS FOR MATERIAL COLLECTION

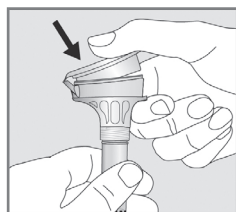
Read the complete instructions carefully before starting material collection.

Material collection

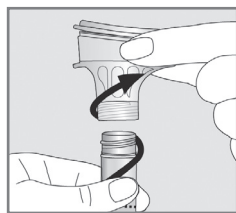
In most cases collecting saliva as described in points 1 to 5 takes 2 to 5 minutes.



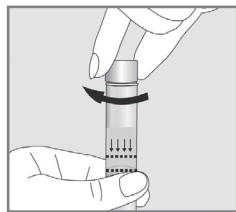
1. Spit a portion of saliva into the funnel. Tap gently the test tube base on a flat surface to let saliva flow down to the bottom of the test tube. Make sure that the top of your saliva (liquid, not bubbles) is between the lines as shown in Fig. 1.



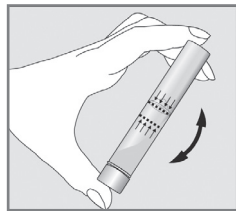
2. Keep the test tube in vertical position with one hand. Put the funnel lid on and press it with the second hand until you hear a distinct clicking sound. The coloured fluid is released from the lid and mixed with the collected saliva. Make sure that the lid is closed well.



3. Keep the test tube in vertical position. Unscrew the funnel from the test tube.



4. Close the test tube with the screw cap attached in the kit. Make sure that the cap is properly tightened.



5. Shake the test tube for 5 seconds.

Legend

Check in the Instructions

Expiry Date

In vitro diagnostic medical device

Catalogue No.

CE Certificate

Industrial design patent

Important: check in the Instructions

Storage conditions

Manufacturer

This leaflet is for information purposes only. Information contained in this leaflet is not a basis for the formulation of an opinion or making decisions concerning health, diagnosis, proposed and possible diagnostic, therapeutic methods and the foreseeable consequences of their application or omission, treatment outcomes and prognosis. Prior to taking any steps related to starting or continuing a specific treatment should be consulted with a doctor in each case. Information contained in this leaflet does not constitute an offer in view of the Civil Code.